

## PRE-SHIPMENT INSPECTION REPORT (PSI)

General Information:	
SGR Inspection report:	131216
Client name:	<input type="text"/>
Product name:	High-heeled sandals(leathers)
Inspection Location:	Dongguan/Guangdong
Inspection Date:	20 <sup>th</sup> Sep, 2010
Order Number:	805951
Reference number:	RLP763YB908
Order Quantity:	9600pairs
Qty Ready for Inspection (%):	9600pairs (100%)
Supplier/Vendor:	Je <input type="text"/>
Manufacturer:	Mi <input type="text"/>
Inspection Type:	PS <input type="text"/>



Inspector Name: Steven Wang	Report Approved By: Tim He
-----------------------------	----------------------------

### Inspection Result Summary

	Result	Findings/Remarks			
		CRITICAL	MAJOR	MINOR	
<b>AQL: Visual &amp; Workmanship (Part A)</b>	<b>Beyond AQL</b>	<b>Found</b>	<b>0</b>	<b>11</b>	<b>13</b>
		<b>Max</b>	0	10	10
		<b>Checked</b>	200	200	200
Quantity Check (Part B)	<b>Conformed</b>				
Product Specification (Part C)	<b>Conformed</b>				
Product measurement&Weight(Part D)	<b>Pending</b>	Refer to measurement chart.			
Labeling & Marking (Part E)	<b>Conformed</b>				
Packing and Packaging(Part F)	<b>Conformed</b>				
Tests & Special Requirement (Part G)	<b>Conformed</b>				
<b>OVERALL INSPECTION RESULT:</b>	<b>Failed</b> (Client has the final decision to Reject or Approve)				

### Impotent Remarks

No.	Description:	Result
1.	Approval sample provided by the factory	<b>Conformed</b>

Supporting pictures to explain the necessary remarks:	
NIL	NIL

Inspection Standards	
Inspection type	Pre-Shipment Inspection
Inspection standard	ANSI/ASQ Z1.4 - 2003 (Equivalent to ISO 2859-1)
Sampling plan (Single)	Normal
General Inspection Level (Visual / Workmanship)	Level II
Special Inspection Level	S-2
Workmanship: AQL for Critical / Major / Minor	Not Allowed / 2.5 / 2.5
Sampling Size for Critical / Major / Minor	200/ 200 / 200 Pcs
Total number of packages (cartons)	1600ctns
Quantity of cartons available for inspection / No. of cartons selected and inspected	1600ctns/ 40
Number on the inspected cartons	121,54,167,54,183,218,65,236,92,318,350,362,418,429,437,457,483,523,553,576,591,623,630,654,672,701,714,723,748,759,782,916,917,1083,1120,1189,1235,1287,1345, 1567

## A. Visual & Workmanship

PO Number	Item Number	Defective Description	Critical	Major	Minor
805951	RLP763YB908	Damager on counter/strap		3	
		Broken stitches		3	
		Open seam		1	
		Gapping between the upper and the heel		1	
		Sock off		1	
		Wrinkled on back counter		1	
		Peel off		1	
		Dirty mark			4
		Glue mark on strap			4
		Over glue			3
		Untrimmed raw edge			1
		Back counter not match in pairs			1
<b>Total Defects Found</b>			<b>0</b>	<b>11</b>	<b>13</b>
<b>Max Allowed</b>			<b>0</b>	<b>10</b>	<b>10</b>
<b>Sample Size</b>			<b>200</b>	<b>200</b>	<b>200</b>
<b>AQLResult</b>			<b>Beyond AQL</b>		
Defect Photos					
Defective Description			Critical	Major	Minor
Damager on counter/strap				3	



**Defective Description**

Broken stitches

**Critical**

**Major**

**Minor**

**3**



**Defective Description**


Open seam

**Critical**

**Major**


**Minor**

**1**



NIL

Defective Description	Critical	Major	Minor
Gapping between the upper and the heel		1	



NIL

Defective Description	Critical	Major	Minor
Sock off		1	



NIL
-----

**Defective Description**

Wrinkled on back counter

**Critical**

**Major**

**Minor**

1



NIL
-----

**Defective Description**

Peel off

**Critical**

**Major**

**Minor**

1



NIL

**Defective Description**

Dirty mark

**Critical**

**Major**

**Minor**

4



**Defective Description**

Glue mark on strap

**Critical**

**Major**

**Minor**

4



Defective Description	Critical	Major	Minor
Over glue			3



Defective Description	Critical	Major	Minor
Untrimmed raw edge			1



NIL

Defective Description	Critical	Major	Minor
Back counter not match in pairs			1



NIL

## B. Quality Check

General request: 100% of the total order quantity must be finished and 80% of the total order quantity must be packed before inspection.

--If the actual packed units are less than 80%, the result must be "Failed"

-- If the actual packed units are more than 80%, the result must be "Passed"

Item No.	Order Quantity Units	Shipment Quantity		Actual Insp. Quantity		Units Finished		Units Packed		Units Not Finished		Sample Size
		Units	cartons	Units	cartons	Quantity	%	Quantity	%	Quantity	%	
/good/black	4800	4800	800	4800	800	4800	100	4800	100	0	0	100
/Nude/black	4800	4800	800	4800	800	4800	100	4800	100	0	0	100
Total	9600	9600	1600	9600	1600	9600	1600	9600	1600	0	0	200



**Result: Passed**

## C. Product Status&Specification

### C1. Color / Style /Material

Expected Result	Actual Finding / Comments	Result
	Same as approval sample, please refer to picture below.	<b>Passed</b>

**Pictures:**

1.GOLD/BLACK



Products (front view)



Compare with approved sample (front view):right one is approval sample



Products (back view)



Compare with approved sample (back view):left one is approval sample



Products (top view)



Compare with approved sample (top view):top one is approval sample



Products (inside view)



Compare with approved sample (inside view):left one is approval sample



Products (outside view)



Compare with approved sample (outside view):right one is approval sample



Products (bottom view)



Compare with approved sample (bottom view):right one is approval sample

2.NUDE/BLACK



Products (front view)



Compare with approved sample (front view):left one is approval sample



Products (back view)



Compare with approved sample (back view):right one is approval sample



Products (top view)



Compare with approved sample (top view):bottom one is approval sample



Products (inside view)



Compare with approved sample (inside view):right one is approval sample



Products (outside view)




Compare with approved sample (outside view):left one is approval sample



Products (bottom view)



Compare with approved sample (bottom view):left one is approval sample



Similar to black c




Similar to 439 c

## D. Product dimensions/weight

D1. Product dimensions															
Expected Result		Actual Finding / Comments												Result	
<i>Measure pairs/size Compare with Approval sample,if the measurement are inconsistent(all sizes of bulks)</i>		Please refer to measurement chart below												N.A	
D2. Product weight															
Expected Result		Actual Finding / Comments												Result	
		No facility for check												N.A	
	Expecte Approval sample size 4	Size3		Size4		Size5		Size6		Size7		Size8		Size	
		Left	Right	Left	Right	Left	Right	Left	Right	Left	Right	Left	Right	Left	Right
<b>Insole Length</b>	240mm	233 mm	233 mm	240 mm	240 mm	247 mm	247 mm	254 mm	254 mm	260 mm	260 mm	267 mm	267 mm	/	/
<b>Heel Height (if applicable)</b>	120mm	120 mm	120 mm	120 mm	120 mm	120 mm	120 mm	123 mm	123 mm	123 mm	123 mm	123 mm	123 mm	/	/
<b>Back Height</b>	54mm	53mm	53mm	54mm	54mm	55mm	55mm	56mm	56mm	58mm	58mm	60mm	60mm	/	/
<b>Pictures:</b>															



Insole length



Insole length



Heel height



Heel height

**D3. Last Measurements:**

Expected Result		Actual Finding / Comments												Result	
<i>Measure 1 pair/size, following three points: last Length; Stick Length; Ball Girth.</i>		Please refer to measurement chart below												<b>N.A</b>	
	Expected	Size3		Size4		Size5		Size6		Size7		Size8		Size	
		Left	Right	Left	Right	Left	Right	Left	Right	Left	Right	Left	Right	Left	Right
<b>Last length</b>	/	233 mm	233 mm	240 mm	240 mm	247 mm	247 mm	254 mm	254 mm	260 mm	260 mm	267 mm	267 mm	/	/
<b>Ball girth</b>	/	212 mm	212 mm	216 mm	216 mm	220 mm	220 mm	224 mm	224 mm	229 mm	229 mm	233 mm	233 mm	/	/

**Pictures:**





Last length



Ball girth

## E. Labeling & Marking


### E1. Logo & Specification

Expected Result	Actual Finding / Comments	Result
Compare the main label with approved sample	Same as approval sample ,please refer to picture below	<b>Passed</b>

#### Pictures:



Products(Logo view) :GOLD/BLACK



Compare with approved sample (logo view):top one is approval sample



Products(Logo view) :GOLD/BLACK



Compare with approved sample (logo view):top one is approval sample



Products(Logo view) :NUDE/BLACK



Compare with approved sample (logo view):top one is approval sample




Products(Logo view) :NUDE/BLACK



Compare with approved sample (logo view):top one is approval sample



Logo size :width 60mm



Logo size :hight 10mm

**E2.Label**

Expected Result	Actual Finding / Comments	Result
Compare the main label with approved sample	Please refer to picture below	N.A

**Pictures:**



Barcode label stuck on the shoebox



Barcode label stuck on the shoebox



Material label stuck on bottom



Material label stuck on bottom

## F. Packing and Packaging

### F1. Unit packing :

Expected Result	Actual Finding / Comments	Result
	1prs/innerbox, with 1pc of anti-mould chip, cardboard and tissue , 2pcs of polybag in each box.	<b>N.A</b>
<b>Pictures:</b>		



Unit packing(innerbox)




Unit packing(innerbox)



Innerbox(open)



1prs/innerbox



Tissue paper



Anti-mould chip



**F2. Inner packing :**

Expected Result	Actual Finding / Comments	Result
	All shoes filled with paper.	<b>N.A</b>

**Pictures:**



All shoes filled with paper.

**F3. Outer packing :**

Expected Result	Actual Finding / Comments	Result
Refer to the client's SPEC	Same as the client's SPEC Solid color solid size:6prs per carton	<b>Passed</b>

**F4. Carton information:**

Expected Result	Actual Finding / Comments	Result
	All picked cartons	

Report actual finding

Smell	Dryness	Filling
<input checked="" type="checkbox"/> No smell.	<input checked="" type="checkbox"/> Dry	<input checked="" type="checkbox"/> Yes, correct
<input type="checkbox"/> Strong smell.	<input type="checkbox"/> Humid	<input type="checkbox"/> No, too empty
<input type="checkbox"/> Irritating smell	<input type="checkbox"/> Wet	<input type="checkbox"/> No, too full
Walls	Fastening	Sealing
<input type="checkbox"/> 3 ply (1 wall)	<input type="checkbox"/> Staples	<input checked="" type="checkbox"/> Regular
<input checked="" type="checkbox"/> 5 ply (2 walls)	<input checked="" type="checkbox"/> Glue	<input type="checkbox"/> Reinforced
<input type="checkbox"/> 7 ply (3 walls)	<input type="checkbox"/> Other	<input type="checkbox"/> Security / printed
Binding	Protective sheet	Safety marking
<input checked="" type="checkbox"/> None	<input type="checkbox"/> None	<input type="checkbox"/> Fragile
<input type="checkbox"/> Nylon bands	<input checked="" type="checkbox"/> Top	<input type="checkbox"/> Keep upright
<input type="checkbox"/> Metal bands	<input type="checkbox"/> Bottom	<input checked="" type="checkbox"/> Other

**Pictures:**



Outer view of export carton



Glue



Open view of export carton



5 ply (2 walls)

**F5. Dimensions of export cartons :**

Expected Result	Actual Finding / Comments		Result
	Please refer to picture below		<b>N.A</b>
The dimensions of an export carton (L x W x H) cm are close to dimension marked on spec	Carton number	L x W x H (cm)	
	437	52x31x32	
	723	52x31x32	
	782	52x31x32	
	18	52x31x32	
	318	52x31x32	

**Pictures:**



Length



Width



Hight

NIL

**F6. Weight of cartons: (on 5 cartons) :**

Expected Result	Actual Finding / Comments		Result
	Please refer to picture below		<b>N.A</b>
(1kg=2.2Lbs/1lb = 0.45kg)	Carton number	Weight (kg)	
	437	5.78	
	723	6.10	
	782	4.7.5	
	18	5.87	
	318	7.03	

**Pictures:**





Weight of cartons

Weight of cartons

**F7. Carton front mark :**

Expected Result	Actual Finding / Comments	Result
Refer to the client's SPEC	Same as the client's SPEC, please refer to picture below	Passed

**Pictures:**



NIL

Front mark

**F8. Carton side mark :**

Expected Result	Actual Finding / Comments	Result
Refer to the client's SPEC	Same as the client's SPEC, please refer to picture below	Passed

**Pictures:**

Side mark	Side mark

### G. On Site Tests and Special Requirements:

Test item	Test description / requirements	Actual Finding / Comments	Result
Carton drop test-3carton	Carton Drop Test on 3 cartons 10 times (1 corner/3 edges/6 sides)	Checked on 3cartons	Passed
Color shading check-All samples	<p>Within the same piece: put the same color parts side by side and identify the different dye lot. 2. Color shading check among all of the inspected pieces: place them side by side as per picture "color shading check attached" and identify the different dye lot.-Minimum grey scale 4 is acceptable for color shading in the same piece and minimum grey scale 3/4 is acceptable for color shading among the different pieces.</p>	Checked on all sample size	Passed



Assortment size check- All samples

Check Pairage against the packing list printed on side of carton and total quantity of order to be confirmed

Checked on all sample size

**Passed**



Heel flex test - S2

Check for excess movement or noise : refer to attached picture :The heel flexibility should be at the right position, not too hard or too flexible and do not create noise, try to flex it 10 times

Checked on 8pcs

**Passed**



Sole bond test - S2

Pull on the bottom (or sole) to ensure it is well bonded onto upper. Not possible to remove the sole, no gap between sole and shoes found. If you are unsure about the bonding, please refer to the lab test result.

Checked on all sample size

**Passed**







Smell&Odor- All samples





Pay attention to smells of product, no strong or irritative smell.

Checked on all sample size

**Passed**

		<p>1prs per color</p>	<p><b>Passed</b></p>
<p>Wear test or fitting test:—Check once only</p>	<p>Product should get fitting correctly and easily, and stable/functional after building.</p>		
		<p>Checked on 8pcs</p>	<p><b>Passed</b></p>
<p>Rub test/color fastness test for fabric – S2</p>	<p>Use a white cloth to rub on product 10cycles, no color transferred should be found</p>		

		<p>Checked on 8pcs</p>	<p><b>Passed</b></p>
<p>Rub test/ Adhesive Test for marking or printing g -S2</p>	<p>The resistance of the marking by trying to remove it by rubbing lightly for 15 s within a white piece of fabric soaked with petroleum spirit/ if the it's not available, use the 95% alcohol. Use 3M tape for testing; Logos and other marking should not peel off.</p>		
		<p>Checked on all sample size</p>	<p><b>Passed</b></p>
<p>Symmetry comparison Test – All samples</p>	<p>Check if the left and right shoes is symmetry at shape, length,height,color, size, ect.</p>		

		<p>Lining-Smoothness check–All samples</p>	<p>Put your hands inside the shoe to check for proper counter shape, wrinkles, and a smooth surface in the lining area. No wrinkles or excessive materials that make foot feel uncomfortable</p>	<p>Checked on all sample size</p>	<p><b>Passed</b></p>
<p>Pulling test– All samples</p>	<p>On all the accessories and adjustable part. Check enclosed picture “snap defect” defects previously-No part can be removed</p>	<p>Checked on all sample size</p>	<p><b>Passed</b></p>		
		<p>Stable check – S3</p>	<p>No rocking or dancing shoes on a flat surface</p>	<p>Checked on 20pcs</p>	<p><b>Passed</b></p>

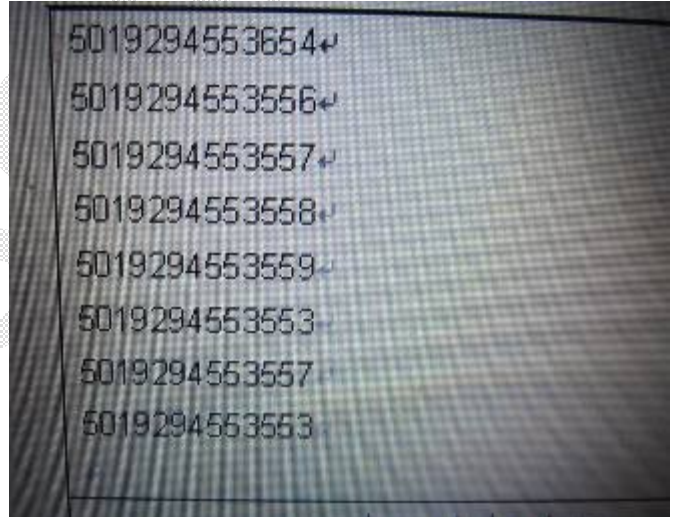


Barcode scanning  
Test- S2

The barcode must match the client's specifications. It should be scannable and have the correct number-

Checked on 8pcs

**Passed**







Function test -All  
samples

Function test of zips, buckles, trims,snaps,  
Velcro, buttons, etc.

Checked on all sample size

**Passed**



			
<p>Toe spring check-S3</p>	<p>The toe spring of left shoe and right shoe of a pair should be same. Check bulks against sealed sample for the same size shoe. The toe spring should be same.</p>	<p>Checked on 20pcs</p>	<p><b>Passed</b></p>
			
<p>Toe spring(right one is approval sample)</p>	<p>Bulk products</p>		
<p>Nails and sharp component check-All samples</p>	<p>Check how the nail is driven in. For the heel insert, it should be countersunk, well centered and aligned, and should not be protruding.</p>	<p>Checked on all sample size</p>	<p><b>Passed</b></p>



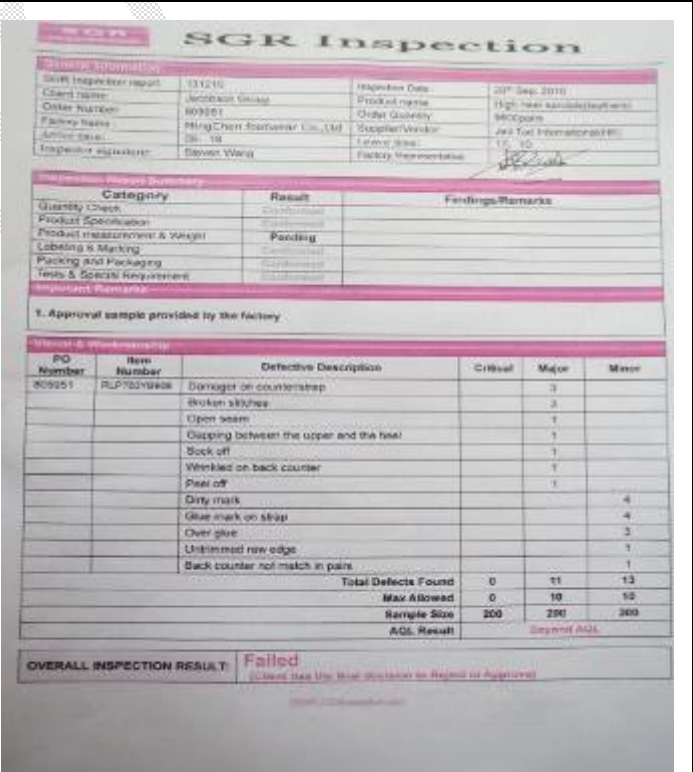
## H. Additional Pictures

NIL	NIL
Semi-finished Products	Under packing Products

## H2. Other Information and pictures



Original signature of Factory Manager accepting SGR Inspection conditions



Original Signature of factory manager on the draft report acknowledging SGR Inspection inspector findings

	
<p>Total cartons</p>	<p>Total cartons</p>
	
<p>Inspected cartons</p>	<p>Repacked cartons</p>

*The above results reflect our findings at time and place of inspection and this report does not relieve sellers / buyer from contractual liabilities, and responsibilities for their products or prejudice buyers' right for compensation for any apparent and/or hidden defects not detected during our random inspection or occurring anytime thereafter*

\*\*\*\*\***End of the report**\*\*\*\*\*